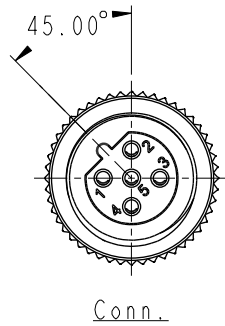
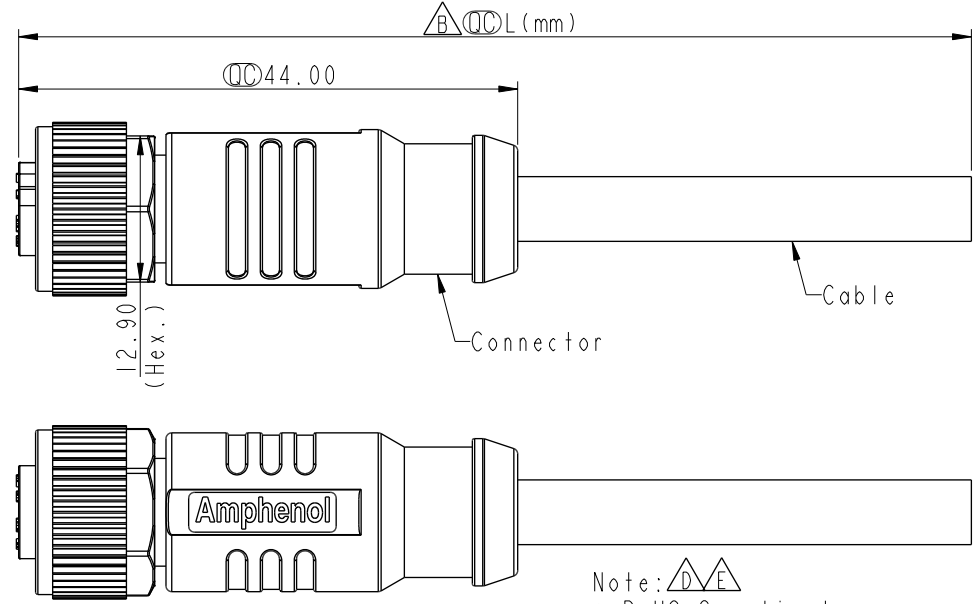


THIS DOCUMENT IS SUBJECT TO CHANGE WITHOUT NOTICE. IT IS CONFIDENTIAL AND A PROPERTY OF Amphenol LTW. DISCLOSURE TO THIRD PARTY HAS TO BE AUTHORIZED BY Amphenol LTW.

REV.	ECN NO.	DATE	SIGN	DESCRIPTION
C		2019/03/05	Brady	Modify Tolerance
D	C201470	2020/10/06	Ruru	$\triangle D$ X3
E	C210211	2021/03/19	Ruru	$\triangle E$ X2

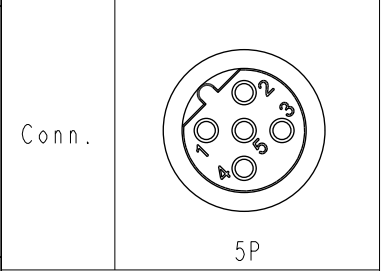
$\triangle B \triangle D$
MSBS-XXBFFM-SL8BXX

XX: No. Of Pin
 XX: 01~99Meters
 01: 01Meter
 02: 02Meters
 ...
 99: 99Meters



Pin Out	Shield	Braid
5	Gray	灰
4	Black	黑
3	Blue	藍
2	White	白
1	Brown	棕

Pin #	Wire
5	Gray
4	Black
3	Blue
2	White
1	Brown



Note: $\triangle D \triangle E$

- * RoHS Compliant
- * CC Important dimension
- * Waterproof rate: IPX8, mated 1m/24h
- * Connector
 - Housing: Thermoplastic, Black
 - Pin: Copper alloy, Gold plated
 - O-Ring: Rubber, Gray
 - Nut: Metal
 - Shield: Metal
 - Outer mold: Thermoplastic, Black
- $\triangle B$ * Cable: UL20549, Shield, 22#*5C+AL/MY+B, OD=5.7, PU Jacket, Black
- * Cable length tolerance:
 - 1M < L ≤ 3M: +100/-0 mm
 - 3M < L ≤ 5M: +150/-0 mm
 - 5M < L ≤ 10M: ±100 mm
 - 10M < L ≤ 20M: ±200 mm
 - 20M < L ≤ 30M: ±300 mm
 - 30M < L ≤ 99M: ±500 mm

Pin Assignments Front View

UNIT:mm		
TOLERANCE		
±0.5mm		

TITLE N SEN, M12 B -SHLD, SCREW CABLE W/O SR, F, F, MOLDING $\triangle E$			
SCALE 3:2	SIZE A4	SHEET 1 OF 1	
REV. E	WC-REV. A.3	CC : Inspection item	

Amphenol LTW
安費諾亮泰企業股份有限公司

ITEM NO	DRAWN BY Brady	DATE 2019/03/05
DWG NO $\triangle A$ MSBS-XXBFFM-SL8BXX	CHECKED BY Eagle	DATE 2019/03/05
CUSTOMER ALTW	APPROVED BY Neo	DATE 2019/03/05